

Hydro Trim Drive presentation

Section 1, Pages 1 - 30

This printed presentation from the Hesston Corporation introduces the features and capabilities of the 600 Hydro Trim Drive. This publication funded by the National Historical Publications and Records Commission through the Kansas State Historical Records Advisory Board.

Creator: Hesston Corporation

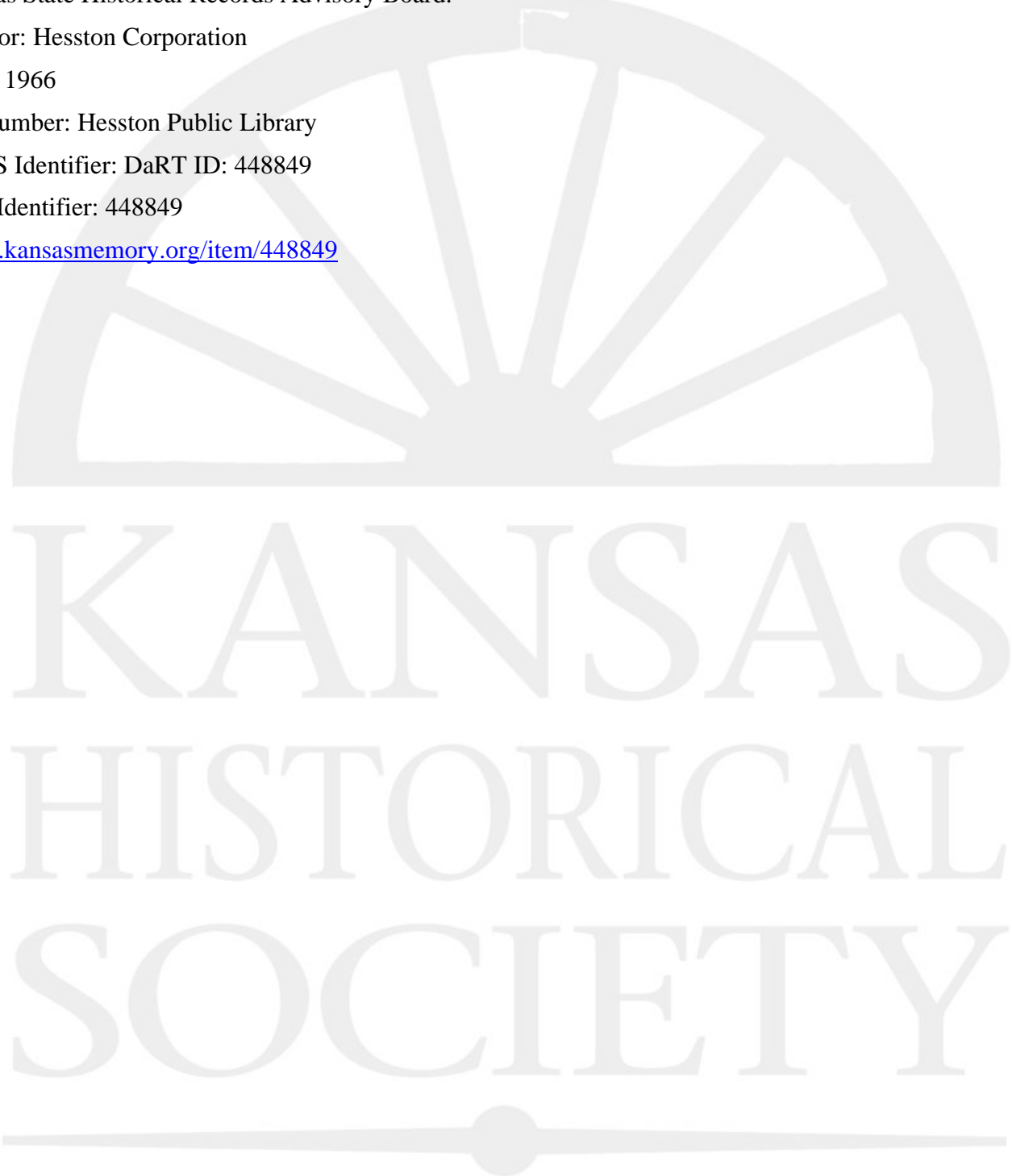
Date: 1966

Callnumber: Hesston Public Library

KSHS Identifier: DaRT ID: 448849

Item Identifier: 448849

www.kansasmemory.org/item/448849



Hydro Trim Drive presentation



Hydro Trim Drive presentation

H E S T O N

World's Leading Manufacturer
of Windrowers


PRESENTS

THE MODEL 600



The **FIRST** Windrower with
HYDRO-TRIM DRIVE
...Hydro-Static propulsion PLUS improved
TRIM STEERING
coordinated

by one control with just **ONE HAND**
and **THE WIDEST 81" CONDITIONER**
on any self-propelled, auger-header windrower.



Hydro Trim Drive presentation

HYDRO-TRIM DRIVE

A revolutionary application of Hydro-Static Power to a windrower propulsion system.

PISTON TYPE HYDRAULIC PUMPS AND MOTORS^{*}

Proven in agricultural, aircraft and heavy industrial equipment.

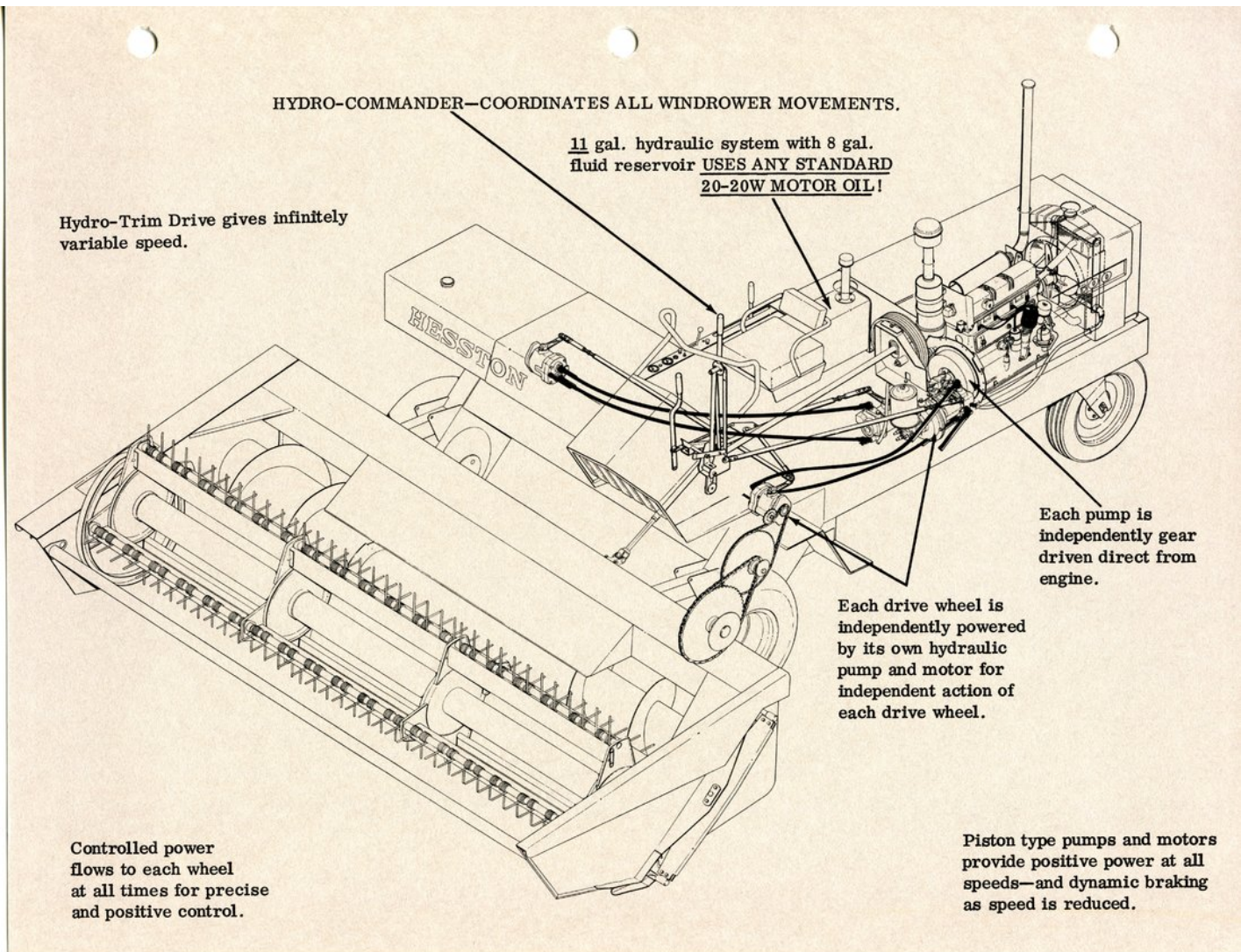
POWER THE HESSTON 600!

*

VICKERS

Pioneers in hydraulic pumps and motors.

Hydro Trim Drive presentation



HYDRO-COMMANDER


Revolutionary One-Hand Control of
of all windrower movements.

UNBELIEVABLE EASE OF OPERATION!

...one-hand control of

1. Direction
2. Speed
3. Braking

Hydro Trim Drive presentation



THE HYDRO COMMANDER

To go forward, move the Commander forward. The further you move it, the faster you go. To make a right or left hand turn, simply tilt the Commander to the right or left. Pull the Commander back to neutral and you brake to a stop. Whether you are moving straight ahead at the time of braking or in a turn, you brake both

HOW IT WORKS

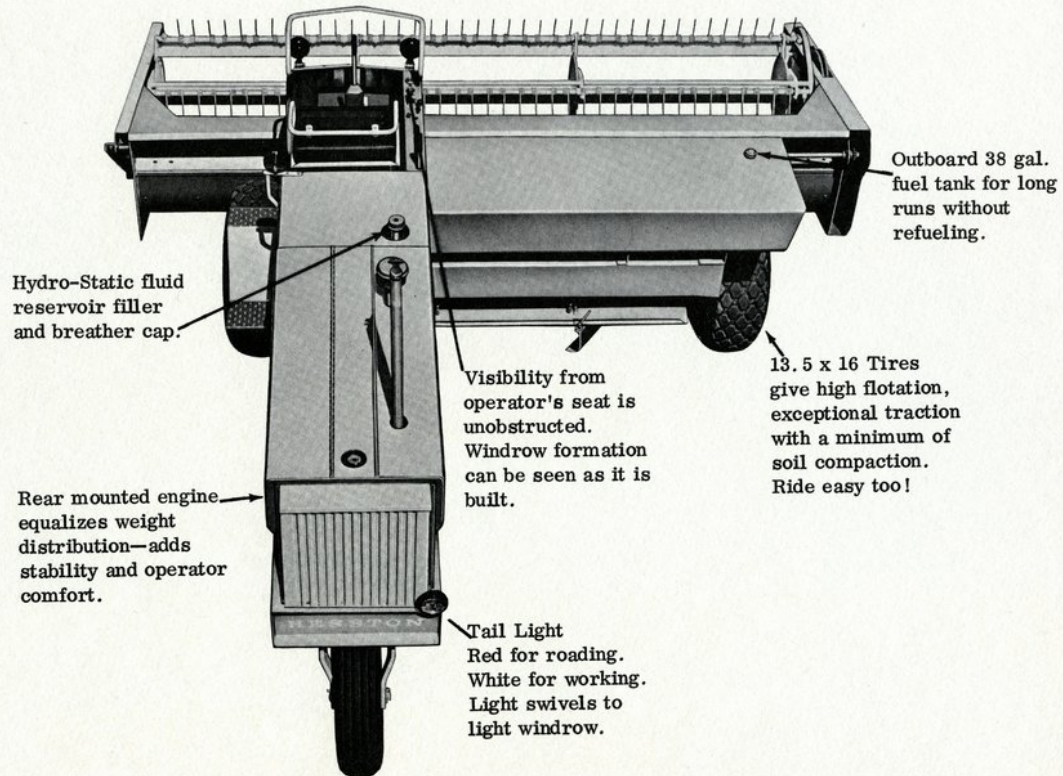
wheels, in ratio to their speed. Spin turns may be made by tilting Commander to left or right from neutral position. For reverse maneuvers, pull the Commander back from neutral. The farther you move it the faster you go. Tilt it right or left for turns and brake to a stop the same as when moving forward.

**BIG, RUGGED INDUSTRIAL
TYPE TRACTOR WITH NEW "L" SHAPE
IS DESIGNED FOR
WINDROWING EFFICIENCY**

...assures **BALANCE and TRACTION**

Hydro Trim Drive presentation

UNMATCHED VISIBILITY WITH NEW "L" FRAME




106" TREAD WIDTH
Puts support nearer ends of header for excellent stability.

REAR MOUNTED ENGINE

gives added stability and easy
access for service

Hydro Trim Drive presentation




HESSTON'S PATENTED*

STRAIGHT THROUGH HAY FLOW
Keeps cut crop off the ground!

* Patent Number 3,224,177

Hydro Trim Drive presentation




Fully synchronized system includes reel, auger and conditioner.
Working together, they give positive control of hay flow, assuring
that all the hay is conditioned—before it touches the ground!

HEAVY DUTY FOLDING TINE REEL AND ADJUSTABLE TILT BAR

Have the strength and ability to
handle tall, tough or wiry crops.

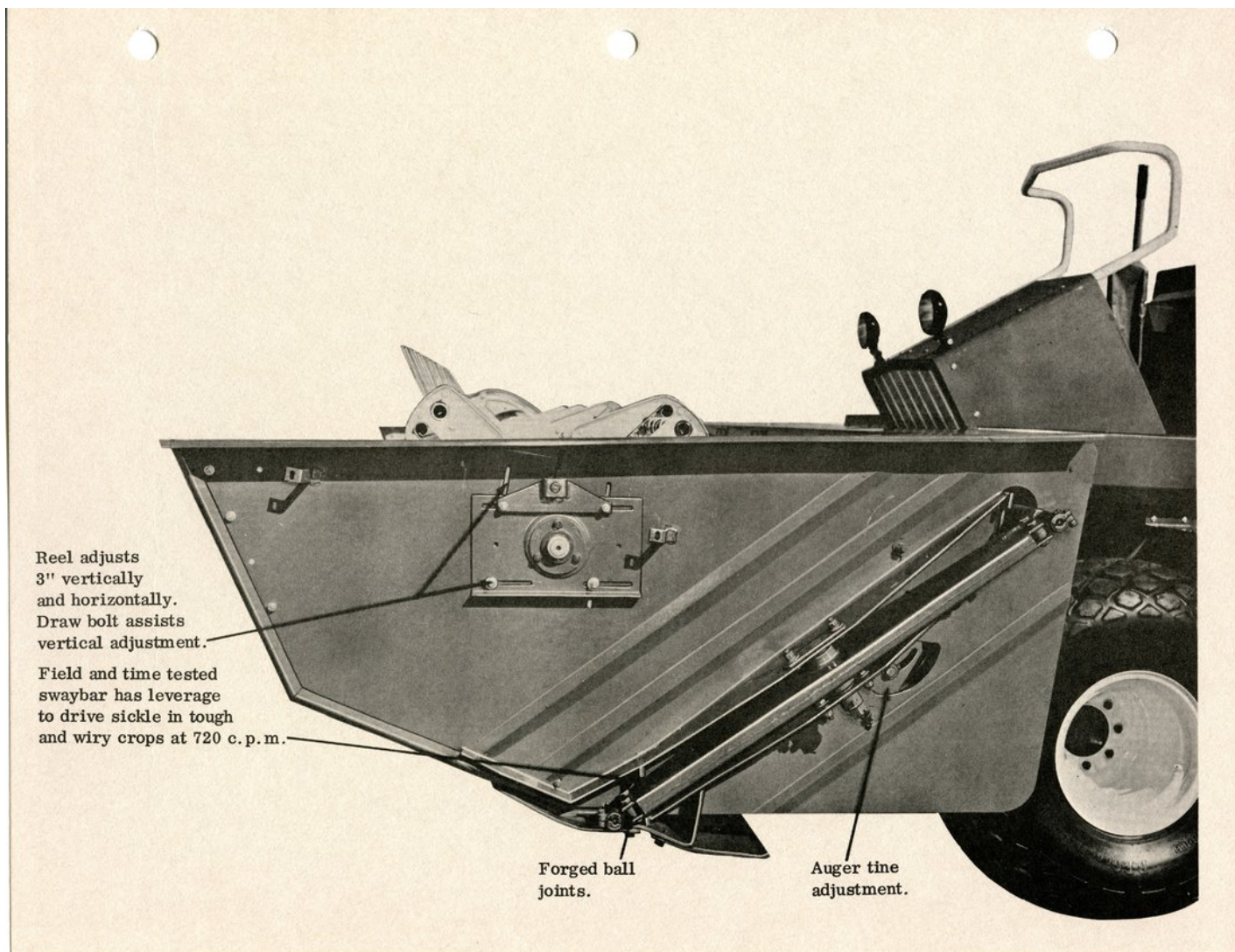
Hydro Trim Drive presentation



SICKLE DRIVE

Uses Hesston proven swaybar
and forged ball joints for long,
dependable performance.

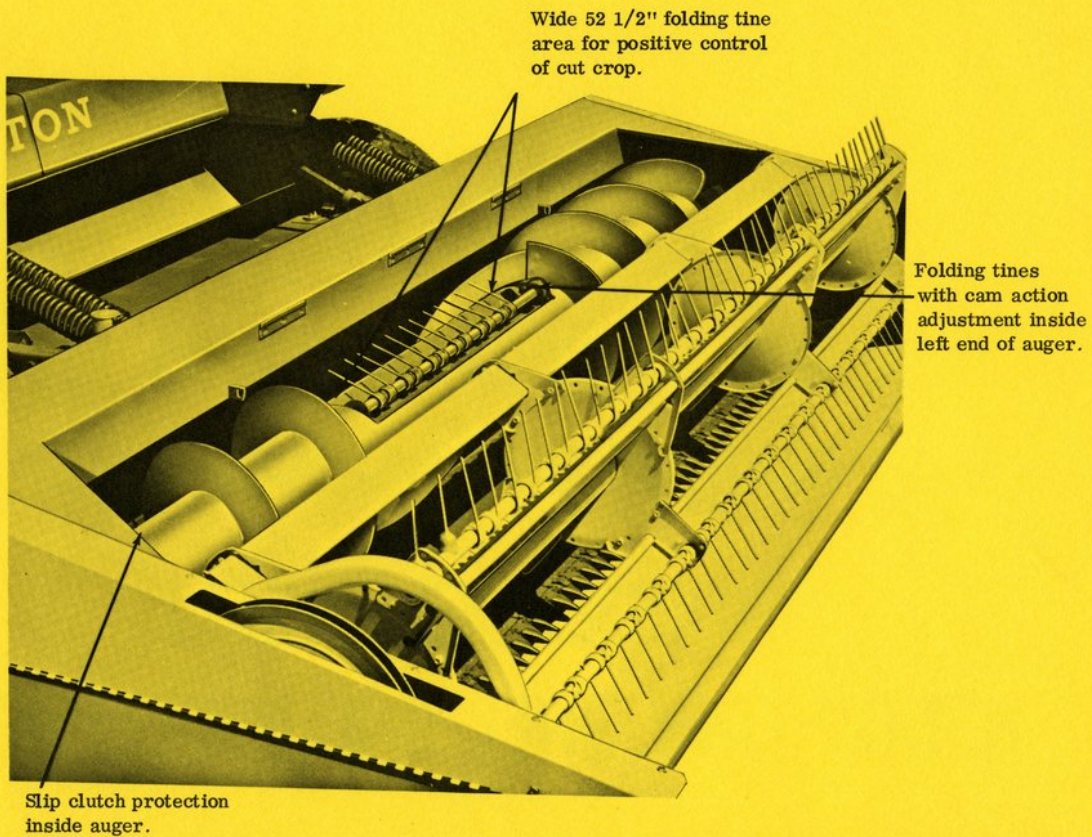
Hydro Trim Drive presentation



600 FOLDING TINE AUGER

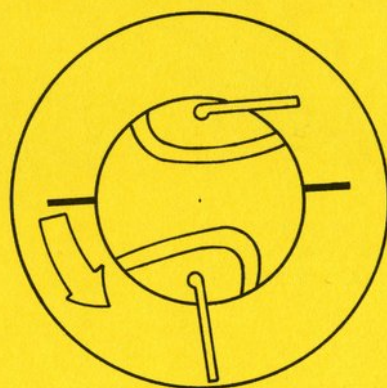
**meters cut crop to the full
with of the conditioner**

Hydro Trim Drive presentation




ALTERNATING TINE AND AUGER FLIGHT EXTENSIONS

**give positive and uniform flow
for conditioning all of the crop.**




Hydro Trim Drive presentation



HINGED SHIELD

**Gives easy access to auger and
reel drives and adjustments.**

Hydro Trim Drive presentation



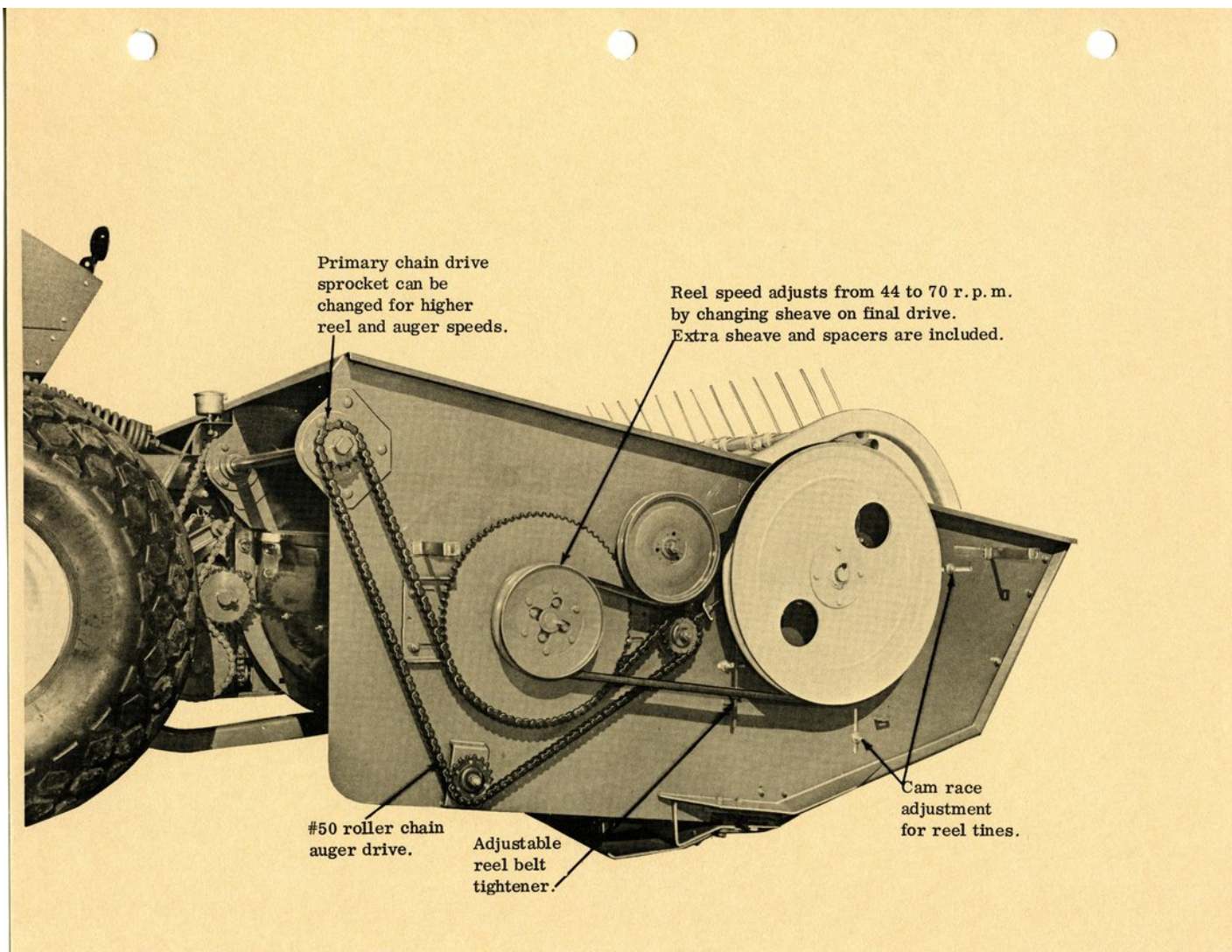
ROLLER CHAIN AUGER DRIVE

for positive feeding of conditioner.

BELT DRIVEN REEL

for slippage protection.

Hydro Trim Drive presentation




MODEL 600

THE WIDEST CONDITIONER
on any self-propelled auger-header
windrower

NEW CONDITIONER ROLL DESIGN
HANDLES ALL CROPS EASILY

6 1/2" diameter rubber top roll
with 6 spiral 3/4" grooves.



7 5/8" diameter steel bottom roll
with 11-1 1/8" spiral flutes 1" apart.

Hydro Trim Drive presentation

