

## **Kansas Pacific Railway : the direct route to all points in Kansas, Colorado, New Mexico . . .**

A small brochure advertising 6,000,000 acres of land for sale by the Kansas Pacific Railway in Kansas and Colorado. The Kansas Pacific Railway has the most direct route between Kansas City to Denver with no dangerous ferries and no omnibus transfers.

Creator: Kansas Pacific Railway Company

Date: Between 1870 and 1880

Callnumber: Port. K 385 K13 no.19


KSHS Identifier: DaRT ID: 213437

Item Identifier: 213437

[www.kansasmemory.org/item/213437](http://www.kansasmemory.org/item/213437)

KANSAS  
HISTORICAL  
SOCIETY

**Kansas Pacific Railway : the direct route to all points in Kansas, Colorado, New Mexico . . .**



# KANSAS PACIFIC RAILWAY.

THE FAVORITE AND DIRECT ROUTE  
— TO —



## DENVER

AND ALL POINTS IN  
**KANSAS, COLORADO**  
AND  
**NEW MEXICO.**

This Great Through Route extends from **KANSAS CITY**,  
(the Great City of the Valley of the Missouri River,) and **LEAVENWORTH**,  
(the Largest City in Kansas,) through the fertile States of Kansas and Col-  
orado, to **DENVER**, and is

# 188 MILES THE SHORTEST ROUTE!

FROM  
**KANSAS CITY TO DENVER!**

 INTELLIGENT PASSENGERS TAKE NO OTHER ROUTE 

There are no Dangerous Ferries by  
this Route, and no Omnibus Transfers.

It is the only Line running Cars through  
from the Missouri River to Denver, and  
the only Line running Pullman Palace Cars  
to Denver.

P. T. DICKINSON, General Eastern Agent, 317 BROADWAY, NEW YORK.

**BEVERLEY R. KEIM,** **EDM'D S. BOWEN,**  
Gen'l Ticket Ag't, Kansas City, Mo. Gen'l Superintendent

**BUY WESTON'S GUIDE TO THE KANSAS PACIFIC RAILWAY.**  
Contains description and history of every Town and Settlement along the Road and of the  
Summer Resorts of the Rocky Mountains, articles on Pomology, Tree-Culture, Geology, Ornithol-  
ogy, Climate, etc., by the ablest Professors in the West; and tells you where to go to shoot  
Buffalo, Antelope, and other kinds of Game which abound along the Line. Over 200 pages.  
Price 75 cents. Mailed post-paid upon receipt of price, by addressing  
**W. WESTON, LOCK BOX 921, KANSAS CITY, MO.**

(A.) Bulletin, Steam Printers and Engravers, Kansas City.



# KANSAS PACIFIC RAILWAY

## American Overland Route

### KANSAS CITY AND LEAVENWORTH

VIA

**THE ONLY ROUTE RUNNING PULLMAN PALACE CARS**

**TO DENVER.**

Travelers will find this route unrivaled for beauty and variety of scenery. The magnificent VALLEY OF THE KANSAS RIVER, stretching westward from the mouth of the Arkansas to the base of the Missouri River, exceeds the most highly cultivated portions of the other States in fertility and productivity. The soil is rich and fertile, and the climate is healthy, affording a slight rest to the bronchitis of the traveler. The route is witnessed on any other railway on this continent, more at of the mountains and contains the finest natural scenery in the West. The route is the shortest and most direct of the Southwest and the Valley of Italy. There are the great streams for the Angler, forests abounding in game, and a Silver Mine for the Gold Hunter. Gigantic mountains, above-capped the entire year, are seen in the distance. Colorado offers greater attractions to Pleasure Seekers and Invalids than any other portion of the continent, affording point for a great variety of charming and delightful summer resorts (including Warm and Hot Soda Springs), in and among them and everything in the way of equipment and outfit can always be readily found.

**BE SURE AND PURCHASE YOUR TICKETS VIA THE KANSAS PACIFIC RAILWAY.**

## THE SHORTEST LINE!

TO

LAWRENCE, BROOKVILLE, LEAVENWORTH, WABE, BRUWER HILL, MANHATTAN, CITY, FORTS, ABILENE, EL PASO, SALTINA, WALLACE, CALHOUN.

**THE SHORTEST LINE!**

**KANSAS AND COLORADO**

AND ALL POINTS IN

**6,000,000 ACRES OF LAND!**

FOR SALE AT 2000

**TWO TO SIX DOLLARS PER ACRE.**

On five years' credit at six per cent. interest.

**MILLIONS OF ACRES OF U. S. GOVERNMENT LANDS**

**FREE**

To the Actual Settler who will Reide Five Years thereon.

## ANY ONE DESIRING

### GOOD LANDS AT LOW PRICES

NEAR THE RAILROAD

OR WISHING TO

### TAKE UP HOMESTEADS

On Government Lands in the Healthiest Agricultural District in the Union should

### GO TO KANSAS OR COLORADO!

The Records of the Agricultural Bureau at Washington, show that Kansas has grown a larger amount of wheat to the acre than any other State; and at the same time has produced the most valuable crops of corn, sorghum, cotton, and other crops. Kansas is the only State in the Union that produces all the crops that are raised in the United States. Kansas has made liberal provision for maintaining not only ordinary schools, but also universities and colleges of the highest grades, which are free to all who may desire to attend them.

The emigration to Kansas in 1870 and 1871 was unparalleled in the annals of any Agricultural State.

The State of Colorado has now become a great Agricultural District has now become a great Agricultural District. It is necessary to secure cereal crops. Some seasons but little is required, and there are some years where it is necessary to secure cereal crops. Some seasons but little is required, and there are some years where it is necessary to secure cereal crops. Some seasons but little is required, and there are some years where it is necessary to secure cereal crops.

The Kansas Pacific Railway Company have six million acres of Farming and Grazing lands, situated in the best of the country, and are now offering them at low rates and on easy terms. Now is the time to obtain farms cheap.

and necessary rates will be given to Colorado for freight and passage.

# KANSAS PACIFIC

## DIRECT ROUTE

TO ALL POINTS IN

### KANSAS, COLORADO, NEW MEXICO, ARIZONA, UTAH, CALIFORNIA

AND THE

### PACIFIC COAST.

188 MILES } SHORTEST ROUTE { 188 MILES

FROM

### KANSAS CITY TO DENVER

WITHOUT CHANGE OF CARS.

### PULLMAN PALACE SLEEPING CARS!

ON ALL THROUGH TRAINS.